



Product Reference Guide



| | |
|---|------------|
| Terms & Conditions | Page 2 |
| Custom laser cut sheets | Page 3 |
| Health and Dental Insurance Claim Forms | Page 4 |
| Computer paper | Page 5 & 6 |
| Continuous laser/3800 bond papers | Page 7 |
| Carbonless papers/ Norand forms | Page 8 & 9 |
| Cut size | Page 10 |
| Custom printed envelopes | Page 11 |
| Wide format media / Engineering rolls | Page 12 |
| Retail rolls | Page 13 |

Terms & Conditions



Custom Printed Products

- Single Ply
- Carbonless Multi-part

Laser Cut Sheets

- Custom Printed
- Perforations
- Punching

Jumbo Laser Rolls

Computer Paper

Norand Forms

Custom Printed Envelopes

Snap Sets

Scratch Pads

Wide Format Media

Engineering Rolls

Retail Rolls

Copy Paper

Logistic and Fulfillment Services

KDM Sells With You
"Never Direct"

| | |
|--------------------------|--|
| Terms: | 2% 10 days, Net 30 days from date on invoice. No discounts allowed on freight charges. No discount will be allowed unless all previous invoices are paid. Past due invoices may prevent orders from being processed. |
| Prices: | Are subject to change without notice. Pricing is shown as per 1000 forms except where noted. |
| Shipping Weights: | Weights listed in this brochure are approximate shipping weights. |
| Shipping: | All products are shipped F.O.B. from KDM location. |
| Minimum Order: | One full carton. Orders 4 cartons and under will incur a \$7.50 handling charge. |
| Returns: | Goods may not be returned without a sample. A return authorization number will be given by customer service after review of the samples. No returns will be allowed 45 days after ship date. Returns will be subject to a \$2.50 per carton repack/restock charge, plus freight charges. Damage claims will ONLY be honored if noted as such on delivery and filed within 10 DAYS after receipt. |
| Specials: | For all non-stock items such as special packaging, paper grades, custom forms, MTO items, please contact your individual sales representative for pricing, minimums, and lead times. |
| Availability: | Large quantity orders and low volume items may require additional lead times. |
| MTO: | Made to order items may require additional lead times and minimum order requirements of at least 50,000 forms. |

GENERAL COMPANY INFORMATION

Founded in July 2000. Employee owned and operated.

Open daily from 8:00 am to 5:00 pm central standard time.

Strategically located to allow 2 - 3 day service coast to coast.

All printed stock forms and envelopes are produced with soy inks. All printed rolls, sheets and specified continuous items are produced with laser inks. UV inks available.

Custom Capabilities:

Up to 4 color wet offset printing on custom printed continuous forms, snap sets, laser sheets, pads & envelopes.

Up to 4 color wet offset printing on jumbo laser rolls.

Gluing

Special wrapping and packaging available.

Crash numbering on multiple parts.

Pre-press information:

Please consider this information as important and crucial for the proper output of your files. We accept all Adobe Creative Suite Files, Quark Files and Microsoft Word Documents for both PC and MAC. The native files with all fonts and graphics included are preferred, but properly made PDF files (we recommend PDF/X 1a file) are also acceptable.

Logistics Services:

Local and long distance carrier provider. Benefit from our network of over 1000 carriers nationwide to provide you with the lowest cost possible.



CUSTOM LASER CUT SHEETS

Used in retail, general business and Healthcare applications. Perforated forms for record keeping, transaction receipts. Suitable for laser printers, high speed copiers, inkjet printers and offset presses.


| Item Code | Size | Format | Paper Wt. | Ctn. Qty. | Ctn. Wt. | Ctns/Skid | Price Per/M |
|--------------|--------------|----------------------------------|------------|-----------|------------|-----------|-------------|
| 5020 5024 | 8 1/2" x 11" | Perf at 5 1/2" | 20# 24# | 2500 | 25# 30# | 85 | |
| 5030 5034 | 8 1/2" x 11" | Perf every 3 2/3" | 20# 24# | 2500 | 25# 30# | 85 | |
| 5040 5044 | 8 1/2" x 11" | Perf 3 2/3" from bottom | 20# 24# | 2500 | 25# 30# | 85 | |
| 5050 5054 | 8 1/2" x 11" | Perf 3 1/2" from bottom | 20# 24# | 2500 | 25# 30# | 85 | |
| 5060 5064 | 8 1/2" x 11" | Perf 3" from bottom | 20# 24# | 2500 | 25# 30# | 85 | |
| 5070 5074 | 8 1/2" x 11" | 5 hole punch left 5/16" diameter | 20# 24# | 2500 | 25# 30# | 85 | |
| 5080 | 8 1/2" x 11" | 5 hole punch top 1/4" diameter | 20# | 2500 | 25# | 85 | |
| 5080CAN | | | 20# | | | | |
| 5080BLUE | | | 20# | | | | |
| 5080GRN | | | 20# | | | | |
| 5080PINK | | | 20# | | | | |
| 5084 | | | 24# | | 30# | | |
| 5090 5094 | 8 1/2" x 11" | 2 hole punch top 1/4" diameter | 20# 24# | 2500 | 25# 30# | 85 | |
| 5110 5114 | 8 1/2" x 11" | Vertical perf at 5/8" from left | 20# 24# | 2500 | 25# 30# | 85 | |
| 5210 5214 | 8 1/2" x 11" | 19 rectangular holes left side | 20# 24# | 2500 | 25# 30# | 85 | |
| 5120 5124 | 8 1/2" x 11" | 11 hole velo | 20# 24# | 2500 | 25# 30# | 85 | |
| 5370 5374 | 8 1/2" x 11" | Perf 2 1/4" from bottom | 20# 24# | 2500 | 25# 30# | 85 | |
| 5270 5274 | 8 1/2" x 11" | Perf 2 3/4" from bottom | 20# 24# | 2500 | 25# 30# | 85 | |
| 5850 5854 | 8 1/2" x 14" | Perf 3 1/2" from bottom | 20# 24# | 2500 | 32# 40# | 65 | |
| 5860 5864 | 8 1/2" x 14" | Perf 3" from bottom | 20# 24# | 2500 | 32# 40# | 65 | |
| 5840 5844 | 8 1/2" x 14" | Perf every 3 1/2" | 20# 24# | 2500 | 32# 40# | 65 | |
| 5225 5226 | 17" x 11" | Perf at 8" and 9" | 20# 24# | 2500 | 50# 60# | 40 | |
| 5228 5229 | 17" x 11" | Perf at 8 1/2" | 20# 24# | 2500 | 50# 60# | 40 | |

Canary
Blue
Green
Pink

Bulk packaging is available for these products.

Each carton contains five-500 sheet reams, shrink wrapped to control moisture. Perforated items are "micro" perfs. Additional colors available upon request.

Custom laser cut sheets also available with perforation or punching and printed up to 4 colors.



HEALTH AND DENTAL INSURANCE CLAIM FORMS

Used in Healthcare applications. Suitable for laser printers, continuous forms printers, high speed copiers, inkjet printers and offset presses. CMS-
 1500 and UB-04 are printed to Government Printing Office specifications.

Medicare Insurance Claim Form

| Item Code | Size | Format | Paper Wt. | Ctn. Qty. | Ctn. Wt. | Ctns/Skid | Price Per/M |
|-------------|--------------|----------------------------|-----------|-----------|----------|-----------|-------------|
| CMS-1500S | 8 1/2" x 11" | LASER CUT SHEET | 20# | 2500 | 26# | 85 | |
| CMS-1500951 | 9 1/2" x 11" | CONTINUOUS 1/2 PERFS L & R | 20# | 2500 | 28# | 80 | |

Hospital Claim Form for patient's insurance carrier

| Item Code | Size | Format | Paper Wt. | Ctn. Qty. | Ctn. Wt. | Ctns/Skid | Price Per/M |
|-----------|--------------|----------------------------|-----------|-----------|----------|-----------|-------------|
| UB-04S | 8 1/2" x 11" | LASER CUT SHEET | 20# | 2500 | 26# | 85 | |
| UB-04951 | 9 1/2" x 11" | CONTINUOUS 1/2 PERFS L & R | 20# | 2500 | 28# | 80 | |


9 24# White Wove REG Printed Black Corner Card (Business Reply)

- 1/M =
- 2.5/M =
- 5/M =
- 10/M =



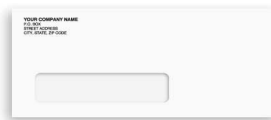
10 24# White Wove REG Printed Black Corner Card

- 1/M =
- 2.5/M =
- 5/M =
- 10/M = \$18.67/M



10 24# White Wove WIN Printed Black Corner Card

- 1/M = \$49.84/M
- 2.5/M = \$31.97/M
- 5/M = \$23.29/M
- 10/M = \$18.67/M



Blank stock available.

- #9 24# White Wove
- #10 24# White Wove REG
- #10 24# White Wove WIN
- #10 24# White Wove Right Hand WIN

Call with your Quantity



#9 and #10 Colored Wove Sold Printed and Blank
 Colors Include: Blue, Canary, Cream, Goldenrod, Gray, Green, Ivory and Pink

Security tints are available upon request
***View more envelope items on page 10.**

COMPUTER PAPER

92 BRIGHT BOND PAPERS

Form Size 14 7/8" x 11"

| Item Code | Paper Weight | Format | Ply | Ctn. Qty. | Ctn. Wt. | Ctns/Skid | Price Per/M |
|--------------------------|--------------|--|----------|--------------|------------|-----------|-------------|
| 1402300 140 | 20# | 1/2" Green Bar 1/2" Green Bar | 1 | 2300 2600 | 42# 47# | 50 | |
| **440S80 | HVY | 1/2" Green Bar | 1 | 2400 | 40# | 50 | |
| **040S80 | HVY | 1/2" Blue Bar | 1 | 2400 | 40# | 50 | |
| 040 170 160 | | 1/2" Blue Bar Blank 1/6" Green Bar | | | | | |
| 148 048 178 168 | 18# | 1/2" Green Bar 1/2" Blue Bar Blank 1/6" Green Bar | 1 | 2800 | 47# | 50 | |
| 141 041 171 161 | 15# | 1/2" Green Bar 1/2" Blue Bar Blank 1/6" Green Bar | 1 | 3500 | 47# | 50 | |

MTO

MTO

**An economical alternative to register bond 80 Bright

Tri-Perf This 14 7/8" x 11" product comes with 1/2" micro perfs on both sides. The third is 9" from the left edge. When torn apart you have an 8 1/2" form.

| Item Code | Paper Weight | Format | Ply | Ctn. Qty. | Ctn. Wt. | Ctns/Skid | Price Per/M |
|-----------|--------------|--------|-----|-----------|----------|-----------|-------------|
| 176 | 20# | Blank | 1 | 2500 | 45# | 50 | |

Form Size 14 7/8" x 8 1/2"

| Item Code | Paper Weight | Format | Ply | Ctn. Qty. | Ctn. Wt. | Ctns/Skid | Price Per/M |
|-------------------|--------------|---|----------|-------------|------------|-----------|-------------|
| 240 | 20# | 1/2" Green Bar | 1 | 2600 | 36# | 65 | |
| **480S80 | HVY | 1/2" Green Bar | 1 | 2400 | 30# | 65 | |
| 270 250 | | Blank 1/8" Green Bar | | | | | |
| 248 278 258 | 18# | 1/2" Green Bar Blank 1/8" Green Bar | 1 | 2800 | 36# | 65 | |
| 241 251 | 15# | 1/2" Green Bar 1/8" Green Bar | 1 | 3500 | 36# | 65 | |

**An economical alternative to register bond 80 Bright

Form Size 12" x 8 1/2"

1/2" PERFS LEFT & RIGHT

| Item Code | Paper Weight | Format | Ply | Ctn. Qty. | Ctn. Wt. | Ctns/Skid | Price Per/M |
|-----------------|--------------|--------------------------|----------|--------------|------------|-----------|-------------|
| 220 | 20# | Blank | 1 | 2400 | 27# | 80 | |
| **220S80 | HVY | Blank | 1 | 2400 | 26# | | |
| 222 228 | 20# 18# | Blank-microperf Blank | | 2500 2800 | 28# 30# | | |

**An economical alternative to register bond 80 Bright

92 BRIGHT BOND PAPERS

Form Size 11 3/4" x 8 1/2"

| | Item Code | Paper Weight | Format | Ply | Ctn. Qty. | Ctn. Wt. | Ctns/Skid | Price Per/M |
|-----|-----------|--------------|----------------|-----|-----------|----------|-----------|-------------|
| MTO | 210 | 20# | 1/2" Green Bar | 1 | 2700 | 30# | 80 | |
| MTO | 211 | 15# | 1/2" Green Bar | | 3500 | | | |

Form Size 10 5/8" x 11"

| | Item Code | Paper Weight | Format | Ply | Ctn. Qty. | Ctn. Wt. | Ctns/Skid | Price Per/M |
|-----|-----------|--------------|----------------|-----|-----------|----------|-----------|-------------|
| MTO | 200 | 20# | 1/2" Green Bar | 1 | 2700 | 30# | 60 | |
| MTO | 201 | 15# | 1/2" Green Bar | | 3500 | 30# | | |

Form Size 10 5/8" x 8 1/2"

| | Item Code | Paper Weight | Format | Ply | Ctn. Qty. | Ctn. Wt. | Ctns/Skid | Price Per/M |
|-----|-----------|--------------|----------------|-----|-----------|----------|-----------|-------------|
| MTO | 100 | 20# | 1/2" Green Bar | 1 | 2700 | 30# | 85 | |
| MTO | 101 | 15# | 1/2" Green Bar | | 3500 | | | |

Form Size 9 1/2" x 11"

This form is a 9 1/2" x 11" sheet with 1/2" marginal perfs on both sides

| | Item Code | Paper Weight | Format | Ply | Ctn. Qty. | Ctn. Wt. | Ctns/Skid | Price Per/M |
|-----|-----------|--------------|-----------------|-----|-----------|----------|-----------|-------------|
| | 180 | 20# | Blank | 1 | 2400 | 28# | 80 | |
| MTO | 980S80 | HVY | Blank | | 2400 | 25# | | |
| | 190 | 20# | 1/2" Green Bar | | 2400 | 27# | | |
| | 186 | 20# | Blank-No Perf | | 2600 | 30# | | |
| | 060 | 20# | Blank-microperf | | 2500 | 29# | | |
| | 0602300 | 20# | Blank-microperf | | 2300 | 26# | | |
| MTO | 960S80 | HVY | Blank-microperf | | 2400 | 25# | | |
| | 188 | 18# | Blank | | 2800 | 29# | | |
| MTO | 198 | 18# | 1/2" Green Bar | | 2800 | 29# | | |
| | 068 | 18# | Blank-microperf | | 2800 | 29# | | |
| | 181 | 15# | Blank | | 3300 | 28# | | |

**An economical alternative to register bond 80 Bright

Form Size 9 1/2" x 5 1/2"

This form is a 9 1/2" x 11" sheet with 1/2" marginal perfs on both sides. An additional horizontal perf is exactly 5 1/2" from the top and bottom.

| | Item Code | Paper Weight | Format | Ply | Ctn. Qty. | Ctn. Wt. | Ctns/Skid | Price Per/M |
|--|-----------|--------------|-----------------|-----|-----------|----------|-----------|-------------|
| | 050 | 20# | Blank-microperf | 1 | 4800 | 28# | 80 | |

Form Size 9 1/2" x 3 2/3"

This form is a 9 1/2" x 11" sheet with 1/2" marginal perfs on both sides. 2 additional horizontal perfs are positioned every 3 2/3" dividing the sheet into 3 equal parts.

| | Item Code | Paper Weight | Format | Ply | Ctn. Qty. | Ctn. Wt. | Ctns/Skid | Price Per/M |
|-----|-----------|--------------|-----------------|-----|-----------|----------|-----------|-------------|
| MTO | 953A | 20# | Blank-microperf | 1 | 7200 | 30# | 80 | |

CONTINUOUS LASER BOND PAPERS

Designed to be run on most high speed/3800 laser printers

Form Size 12" x 8 1/2"

| | Item Code | Paper Weight | Format | Ply | Ctn. Qty. | Ctn. Wt. | Ctns/Skid | Price Per/M |
|-----|-----------|--------------|-----------------|-----|-----------|----------|-----------|-------------|
| MTO | 224 | 20# | No perf / Blank | 1 | 3800 | 43# | 64 | |
| MTO | 229 | 18# | No perf / Blank | | 4000 | 41# | | |

Form Size 11" x 8 1/2"


| | Item Code | Paper Weight | Format | Ply | Ctn. Qty. | Ctn. Wt. | Ctns/Skid | Price Per/M |
|-----|-----------|--------------|--------|-----|-----------|----------|-----------|-------------|
| MTO | 239 | 20# | Blank | 1 | 3600 | 43# | 68 | |
| MTO | 231 | 18# | Blank | | 4000 | 41# | | |

Jumbo Rolls 50" diameter rolls on 3", 5", or 6" cores

| | Item Code | Paper Weight | Format | Ply | *Roll Qty. | Rolls/Skid | Price Per/ROLL | |
|-----|-----------|--------------|--------|-----|------------|------------|----------------|------------------|
| | 181120 | 20# | Blank | 1 | 44/M | 2 | | 18" Wide 6" CORE |
| | 181124 | 24# | Blank | | 38/M | 2 | | 18" Wide 6" CORE |
| | 181120P | 20# | Blank | | 44/M | 2 | | 18" Wide 6" CORE |
| | 181124P | 24# | Blank | | 38/M | 2 | | 18" Wide 6" CORE |
| MTO | 128520 | 20# | Blank | | 60,000 | 3 | | 12" Wide |

*Approximate number of forms per roll.

Laser bond papers in continuous and roll format are also available with perforations or punching and printed up to 4 colors.



CARBONLESS PAPERS

All Premium carbonless items have a 16# cb sheet, a 14.5# cfb sheet and a 15# cf sheet.
All standard grade carbonless is 13# for all plies.

Form Size 14 7/8" x 11"

Standard grade

| | Item Code | Paper Weight | Format | Ply | Ctn. Qty. | Ctn. Wt. | Ctns/Skid | Price Per/M |
|-----|-----------|--------------|----------------|-----|-----------|----------|-----------|-------------|
| | 842 | CL | 1/2" Green Bar | 2 | 1800 | 43# | 50 | |
| | 843 | CL | | 3 | 1200 | | | |
| | 844 | CL | | 4 | 900 | | | |
| MTO | 802 | CL | Blank | 2 | 1600 | 43# | 50 | |
| MTO | 803 | CL | | 3 | 1200 | | | |
| MTO | 804 | CL | | 4 | 900 | | | |

1/2" Blue Bar available

Form Size 14 7/8" x 8 1/2"

Standard grade

| | Item Code | Paper Weight | Format | Ply | Ctn. Qty. | Ctn. Wt. | Ctns/Skid | Price Per/M |
|--|-----------|--------------|----------------|-----|-----------|----------|-----------|-------------|
| | 852 | CL | 1/2" Green Bar | 2 | 1800 | 34# | 65 | |
| | 853 | CL | | 3 | 1200 | | | |

Form Size 12" x 8 1/2"

1/2" Marginal Perfs

Standard grade

| | Item Code | Paper Weight | Format | Ply | Ctn. Qty. | Ctn. Wt. | Ctns/Skid | Price Per/M |
|-----|-----------|--------------|--------|-----|-----------|----------|-----------|-------------|
| | 522 | CL | Blank | 2 | 1400 | 30# | 80 | |
| | 523 | CL | | 3 | 1200 | | | |
| MTO | 524 | CL | | 4 | 900 | | | |

Form Size 12" x 8 1/2"

1/2" Marginal Perfs

Premium grade

| | Item Code | Paper Weight | Format | Ply | Ctn. Qty. | Ctn. Wt. | Ctns/Skid | Price Per/M |
|-----|-----------|--------------|--------|-----|-----------|----------|-----------|-------------|
| | 2202 | CL | Blank | 2 | 1700 | 32# | 80 | |
| | 2203 | CL | | 3 | 1200 | | | |
| MTO | 2204 | CL | | 4 | 900 | | | |

Form Size 9 1/2" x 11"

1/2" Marginal Perfs

Standard grade

| | Item Code | Paper Weight | Format | Ply | Ctn. Qty. | Ctn. Wt. | Ctns/Skid | Price Per/M |
|--|-----------|--------------|--------|-----|-----------|----------|-----------|-------------|
| | 892 | CL | Blank | 2 | 1800 | 28# | 80 | |
| | 893 | CL | | 3 | 1200 | | | |
| | 894 | CL | | 4 | 900 | | | |

Form Size 9 1/2" x 11"

1/2" Marginal Perfs

Premium grade

| | Item Code | Paper Weight | Format | Ply | Ctn. Qty. | Ctn. Wt. | Ctns/Skid | Price Per/M |
|--|-----------|--------------|-----------------|-----|-----------|----------|-----------|-------------|
| | 892P | CL | All White | 2 | 1800 | 32# | 80 | |
| | 893P | CL | All White | 3 | 1200 | | | |
| | 894P | CL | All White | 4 | 900 | | | |
| | 882 | CL | Wht/Can | 2 | 1800 | | 80 | |
| | 883 | CL | Wht/Can/Pnk | 3 | 1200 | | | |
| | 884 | CL | Wht/Can/Pnk/Gld | 4 | 900 | | | |

CARBONLESS PAPERS

Form Size 9 1/2" x 11"

1/2" Marginal Perfs

Premium grade

| | Item Code | Paper Weight | Format | Ply | Ctn. Qty. | Ctn. Wt. | Ctns/Skid | Price Per/M |
|-----|-----------|--------------|-------------|-----|-----------|----------|-----------|-------------|
| MTO | 882G | CL | WHT/CAN | 2 | 1800 | 32# | 80 | |
| MTO | 892G | CL | WHITE/WHITE | 2 | 1800 | | | |

NORAND FORMS GLUED LEFT EDGE ROUTE DELIVERY FORMS FOR ON BOARD PRINTERS

Form Size 9 1/2" x 5 1/2"

1/2" Marginal Perfs

Standard grade

| | Item Code | Paper Weight | Format | Ply | Ctn. Qty. | Ctn. Wt. | Ctns/Skid | Price Per/M |
|-----|-----------|--------------|--------|-----|-----------|----------|-----------|-------------|
| MTO | 9552 | CL | Blank | 2 | 3600 | 32# | 80 | |
| MTO | 9553 | CL | | 3 | 2400 | | | |
| MTO | 9554 | CL | | 4 | 1800 | | | |

Form Size 9 1/2" x 5 1/2"

1/2" Marginal Perfs

Premium grade

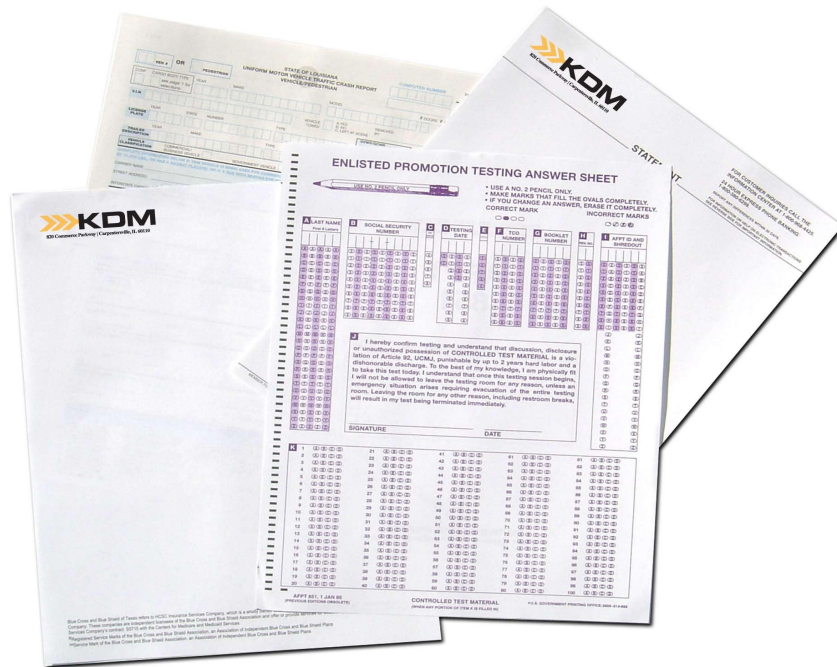
| | Item Code | Paper Weight | Format | Ply | Ctn. Qty. | Ctn. Wt. | Ctns/Skid | Price Per/M |
|--|-----------|--------------|-----------------|-----|-----------|----------|-----------|-------------|
| | 885 | CL | Wht/Can | 2 | 3600 | 32# | 80 | |
| | 886 | CL | Wht/Can/Pnk | 3 | 2400 | 32# | | |
| | 887 | CL | Wht/Can/Pnk/Gld | 4 | 1800 | 32# | | |

Form Size 9 1/2" x 3 2/3"

1/2" Marginal Perfs

Premium grade

| | Item Code | Paper Weight | Format | Ply | Ctn. Qty. | Ctn. Wt. | Ctns/Skid | Price Per/M |
|--|-----------|--------------|-------------|-----|-----------|----------|-----------|-------------|
| | 932 | CL | Wht/Can | 2 | 4800 | 32# | 80 | |
| | 933 | CL | Wht/Can/Pnk | 3 | 3150 | 32# | | |



CUT SIZE

Non-Impact Laser & Copier Paper

Premium mill branded 92 bright cut sheets for use in copy machines, plain paper fax machines and for monochrome printing on ink jet printers.



| Item Code | Size | Color/Format | Wt | Ctn. Qty. | Ctn. Wt. | Ctns/Skid | Price Per/Ctn. |
|-----------|--------------|--------------|-----|-----------|----------|-----------|----------------|
| 999705L2 | 8 1/2" x 11" | White | 20# | 5000 | 50 | 40 | |
| 999813L2 | 8 1/2" x 11" | White 3 Hole | 20# | 5000 | 50 | 40 | |
| 999707L2 | 8 1/2" x 11" | White | 24# | 5000 | 50 | 32 | |
| 999706L2 | 8 1/2" x 14" | White | 20# | 5000 | 64 | 30 | |
| 999812L2 | 11" X 17" | White | 20# | 2500 | 50 | 25 | |
| 01220 | 8 1/2" x 11" | Pink | 20# | 5000 | 50 | 40 | |
| 01320 | 8 1/2" x 11" | Blue | 20# | 5000 | 50 | 40 | |
| 01420 | 8 1/2" x 11" | Green | 20# | 5000 | 50 | 40 | |
| 01520 | 8 1/2" x 11" | Canary | 20# | 5000 | 50 | 40 | |
| 7953923 | 8 1/2" x 14" | Pink | 20# | 5000 | 50 | 30 | |
| 7953918 | 8 1/2" x 14" | Blue | 20# | 5000 | 50 | 30 | |
| 7953919 | 8 1/2" x 14" | Green | 20# | 5000 | 50 | 30 | |
| 7953920 | 8 1/2" x 14" | Canary | 20# | 5000 | 50 | 30 | |

Other weights, colors, sizes and grades are available. Minimums may apply.



CUSTOM PRINTED ENVELOPES

**Regular OSDS 24# White Wove
#9 and #10
1 color printing**

| Size | 1M | 2.5M | 5M | 7.5M | 10M | 15M | 25M | 50M | 75M | 100M |
|------|----|------|----|------|-----|-----|-----|-----|-----|------|
| #9 | | | | | | | | | | |
| #10 | | | | | | | | | | |
| | | | | | | | | | | |
| | | | | | | | | | | |

Stock Window OSDS 24# White Wove 1 color printing

| Size | 1M | 2.5M | 5M | 7.5M | 10M | 15M | 25M | 50M | 75M | 100M |
|------|----|------|----|------|-----|-----|-----|-----|-----|------|
| #9 | | | | | | | | | | |
| #10 | | | | | | | | | | |

**Regular OSDS 24# White Wove
#9 and #10
2 Color Printing**

| Size | 1M | 2.5M | 5M | 7.5M | 10M | 15M | 25M | 50M | 75M | 100M |
|------|----|------|----|------|-----|-----|-----|-----|-----|------|
| #9 | | | | | | | | | | |
| #10 | | | | | | | | | | |
| | | | | | | | | | | |
| | | | | | | | | | | |

Stock Window OSDS 24# White Wove 2 Color Printing

| Size | 1M | 2.5M | 5M | 7.5M | 10M | 15M | 25M | 50M | 75M | 100M |
|------|----|------|----|------|-----|-----|-----|-----|-----|------|
| #9 | | | | | | | | | | |
| #10 | | | | | | | | | | |

Standard inside tint charges for #9 or #10 envelopes-please add \$2.50M.

FDIC tint is an additional charge.

Pricing based on camera ready artwork or e-mailed artwork provided. ***E-mailed files preferred***

Typesetting, simple 1 color, no logo-\$15.00.

Logo, screens or multicolor- \$25.00 and up.

Ink colors included in the above prices are: black, reflex and process blue, pantone green, pms 348 green, 185 red,168 brown

Additional ink charges will be added to your per/m price.

Metallic inks and additional pms colors are available for an additional charge.

Specific pms colors must be specified, KDM does not guarantee an exact color match.

All orders are subject to a minimum of 10% over or under runs.

Most value added features available. If you do not see what you are looking for, please give us a call for a special quote.



WIDE FORMAT MEDIA / ENGINEERING ROLLS



20# Engineering Bond

| Item Code | Size | Paper Type | Core | Rolls Ctn | Rolls Tub | Price Ctn | Price Tub |
|-----------|------------|------------|------|-----------|-----------|-----------|-----------|
| WF1750 | 17" X 500' | 20# BOND | 3" | 4 | 98 | | |
| WF1850 | 18" X 500' | | 3" | 4 | 98 | | |
| WF2250 | 22" X 500' | | 3" | 2 | 49 | | |
| WF2450 | 24" X 500' | | 3" | 2 | 49 | | |
| WF305 | 30" X 500' | | 3" | 2 | 49 | | |
| WF365 | 36" X 500' | | 3" | 2 | 49 | | |
| WF18650 | 18" X 650' | | 3" | 2 | 80 | | |
| WF2465 | 24" X 650' | | 3" | 2 | 40 | | |
| WF3065 | 30" X 650' | | 3" | 2 | 40 | | |
| WF3665 | 36" X 650' | | 3" | 2 | 40 | | |

FOR TUB ITEM # ADD TUB TO
END OF BOX ITEM #

20# Ink Jet Bond

| Item Code | Size | Paper Type | Core | Rolls Ctn | Rolls Tub | Price/Ctn |
|-----------|------------|------------|------|-----------|-----------|-----------|
| WF24150 | 24" X 150' | 20# | 2" | 4 | | |
| WF3015 | 30" X 150' | | 2" | 4 | | |
| WF3615 | 36" X 150' | | 2" | 4 | | |
| WF3030 | 30" X 300' | | 2" | 2 | | |
| WF3630 | 36" X 300' | | 2" | 2 | | |

24# Ink Jet Bond

| Item Code | Size | Paper Type | Core | Rolls Ctn | Rolls Tub | Price/Ctn |
|-----------|------------|------------|------|-----------|-----------|-----------|
| WF2415C | 24" X 150' | 24# | 2" | 4 | | |
| WF3015C | 30" X 150' | | 2" | 4 | | |
| WF3615C | 36" X 150' | | 2" | 4 | | |
| WF4215C | 42" X 150' | | 2" | 4 | | |



RETAIL ROLL SELECTION



POS Rolls White Bond

| Item Code | Width | Length | Dia | Core | Rolls Ctn | Price/Ctn |
|-----------|--------|--------|--------|-------|-----------|-----------|
| RR9500 | 3" | 165' | 3 | 7/16" | 50 | |
| RR9504 | 3" | 150 | 3' | 7/16" | 50 | |
| RR9101 | 1 3/4" | 150' | 2 7/8" | 7/16" | 10/100 | |
| RR9510 | 2 3/4" | 165' | 3" | 7/16" | 50 | |
| RR9237 | 2 3/4" | 150' | 3" | 7/16" | 50 | |

Thermal (All thermal rolls paper is Epson and IBM approved)

| Item Code | Width | Length | Dia | Core | Rolls Ctn | Price/Ctn |
|-----------|--------|--------|--------|-------|-----------|-----------|
| RR9201 | 2 1/4" | 80' | 2" | 7/16" | 50 | |
| RR9202 | 2 1/4" | 230' | 3" | 7/16" | 50 | |
| RR9203 | 3 1/8" | 220' | 3" | 7/16" | 50 | |
| RR9223 | 3 1/8" | 230' | 3" | 7/16" | 50 | |
| RR9204 | 3 1/8" | 273' | 3 1/4" | 7/16" | 50 | |

2ply carbonless-white/canary

| Item Code | Width | Length | Dia | Core | Rolls Ctn | Price/Ctn |
|-----------|--------|--------|--------|-------|-----------|-----------|
| RR9400 | 2 1/4" | 90' | 3" | 7/16" | 50 | |
| RR9402 | 2 3/4" | 90' | 3" | 7/16" | 50 | |
| RR9405 | 3" | 90' | 3" | 7/16" | 50 | |
| RR07901 | 3" | 95' | 3" | 7/16" | 50 | |
| RR9413 | 3 1/4" | 125' | 3 1/4" | 7/16" | 50 | |



All retail roll orders of 50 cartons or more are delivered.

It must be 50 cartons of retail rolls. Combinations of other products do not count towards free delivery.